

GI JOE

THE RISE OF COBRA™

RIP ATTACK™



CAUTION:

Hair entanglement may result if child's hair comes in contact with moving parts of toy. Adult supervision is required.


AGES 4+

93813/90312 Asst.



JET STORM™ CYCLE WITH SNAKE EYES®

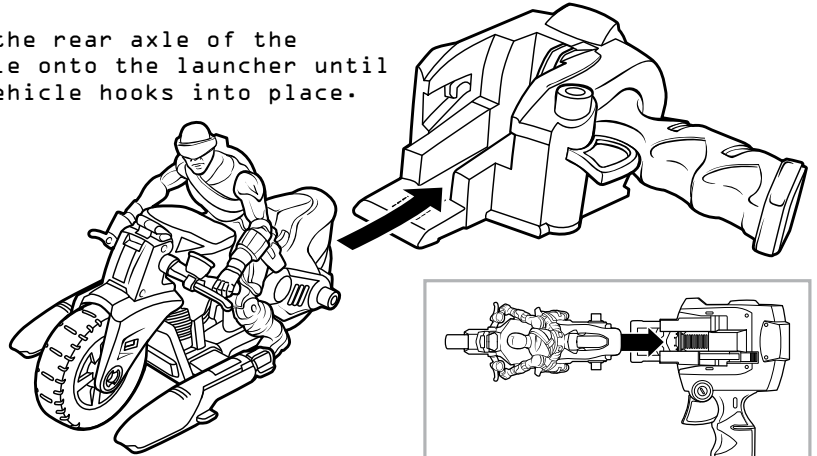
ASSEMBLY:



Attach missiles to vehicle as shown.

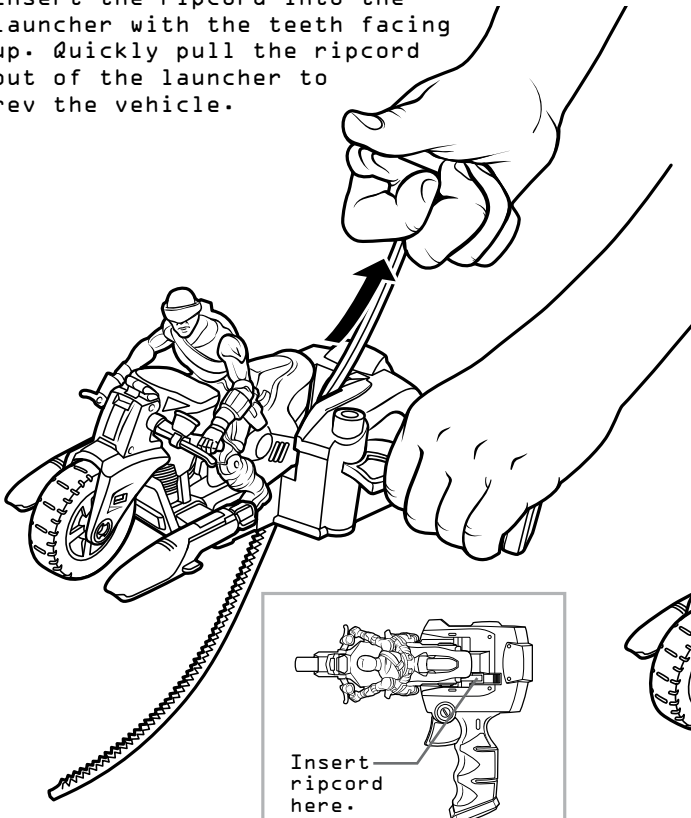
1

Load the rear axle of the vehicle onto the launcher until the vehicle hooks into place.



2

Insert the ripcord into the launcher with the teeth facing up. Quickly pull the ripcord out of the launcher to rev the vehicle.

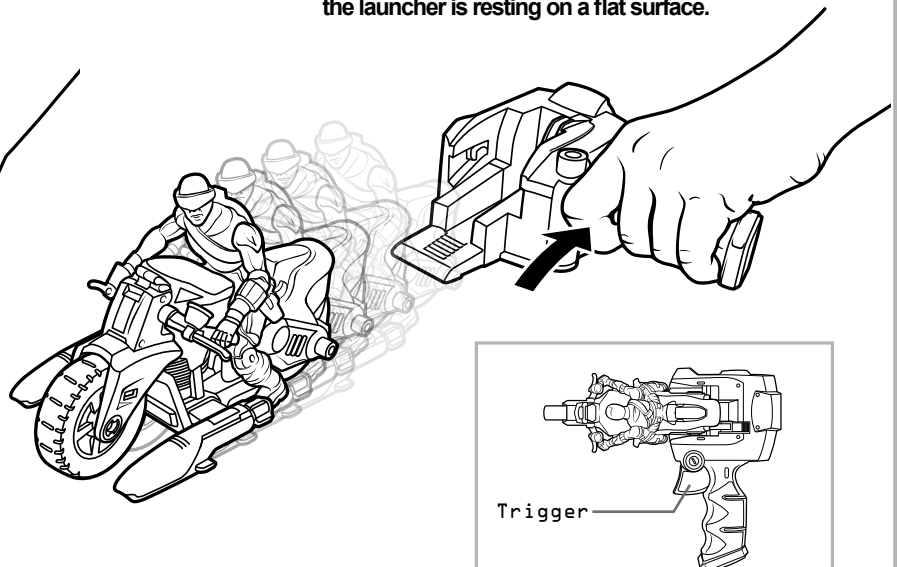


Insert ripcord here.

3

Place the vehicle/launcher on a flat surface. Position it in the direction you want the vehicle to move. Pull the trigger on the launcher to release the vehicle.

NOTE: You are not able to launch the vehicle until the launcher is resting on a flat surface.



Trigger



Some poses may require hand support. Product and colors may vary.
© 2009 Paramount Pictures Corporation. All rights reserved.
® and/or™ & © 2009 Hasbro.
All Rights Reserved.™ & © denote U.S. Trademarks.

VISIT GIJOE.COM

P/N 6992230000



Not suitable for children under 3 years because of small parts - choking hazard.